

HOUSING AFFORDABILITY in New Westminster

Single detached HOUSE median sale price

\$1,150,000



Qualifying yearly household income to buy a house (based on 20% down)

\$216,118


TOWNHOUSES median sale price

\$690,000



Qualifying yearly household income to buy a home (based on 20% down)

\$148,455



CONDO /APARTMENT median sale price

\$465,000

Qualifying yearly household income to buy a home (based on 20% down)

\$104,226

Median monthly rent for a

3 bedroom UNIT
\$1,550

2 bedroom UNIT
\$1,294



Rental Apartment VACANCY RATE

1.1%

(anything less than 3% is low)

Having this group to attend has given me support in parenting and the day to day living. I feel positive and uplifted coming to this program.

Involve families in the design of neighbourhood. If a neighbourhood is good for children, then it is good for everyone.

ACKNOWLEDGEMENTS

This brochure was produced by the Kids New West Child Development Committee, with the support of the Ministry of Children and Family Development.



Kids New West



BRITISH COLUMBIA
Ministry of Children and Family Development

Kids New West also thanks the City of New Westminster for their input on the data and statistics used.

CONTACT

Email us info@kidsnewwest.ca or visit www.kidsnewwest.ca

REFERENCES AND SOURCES

Statistics and data used in this brochure have been taken from a number of sources including:

- 2015 Taxfiler data
- 2016 Census
- Human Early Learning Partnership (UBC) Wave 6 2016 Data
- 2017 Real Estate Information from the Greater Vancouver Real Estate Board
- BC Ministry of Education
- Canada Mortgage and Housing Corporation
- British Columbia Government Population Estimates

Last Revision June 2018

©Kids New West Child Development Committee



Kids New West

Building community putting families first

2017-2018



The Kids New West Child Development Committee (KNW) is comprised of representatives from non-profit organizations and government in the community. KNW connects families in New Westminster with other families, community service providers, information, resources, and events.

Inside you'll find a snapshot of child development in New Westminster as well as indicators of how livable our city is for families. This information is crucial when advocating for child- and family-friendly policies in New West.

New Westminster at a GLANCE

Between income levels, cost of housing, and cost and availability of child care in our city, many of our households with children are experiencing challenges raising their family here.

POPULATION

73,928



POP. DENSITY

4,729.87

x Km²

32,710
HOUSEHOLDS

20%
have CHILDREN

41%

of the children in New Westminster live in apartments



Median SINGLE INCOME

\$32,590
(BC median \$28,260)



Median INCOME for FAMILIES with CHILDREN

\$89,860
(BC median \$88,590)

SINGLE PARENT HOUSEHOLDS

16.6% of HOUSEHOLDS with children are SINGLE PARENTS with KIDS under 18



Median SINGLE PARENT FAMILY INCOME

\$47,820
(BC Median \$42,060)

44.6% of KIDS in SINGLE-PARENT FAMILIES live in POVERTY

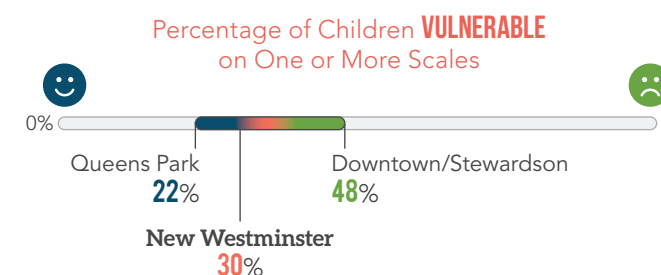
Child DEVELOPMENT in New Westminster

The Early Development and the Middle Years Instruments are research tools which have been created by the Human Early Learning Partnership (HELP) at UBC, to gather data on the state of childhood development in New Westminster.



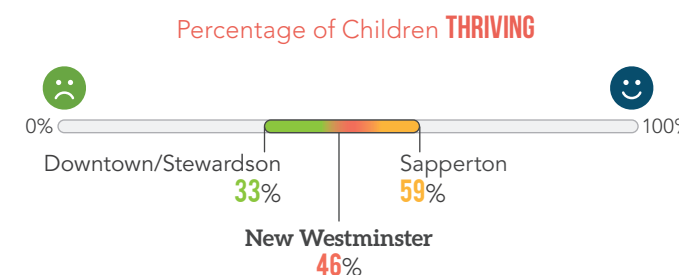
EARLY DEVELOPMENT INSTRUMENT

The Early Development Instrument (EDI) asks New Westminster Kindergarten teachers 104 questions. It is compiled into data waves of 2-3 years. The tool measures vulnerability on five scales: physical health and well-being, social competence, emotional maturity, language and cognitive skills, and communications skills.



MIDDLE YEARS DEVELOPMENT INSTRUMENT

The Middle Years Development Instrument (MDI) asks grade four and seven students about their experiences inside and outside of school. It measures the percentage of children thriving in five areas of development including: physical health and well-being, connectedness, social and emotional development, school experiences, and after school time.




CHILD POVERTY RATES in New Westminster

The Low Income Measure is an internationally used measure that states a household income is low if its income is less than half of the median income of all households in an area.



CHILD CARE in New Westminster

Approximate total number of spaces per age group




AVERAGE COST PER MONTH FOR CHILDCARE

Infant = \$1254
Toddler = \$1118
Preschool = \$881
School Age = \$377



IN 2017-2018 THE NEW WESTMINSTER SCHOOL DISTRICT SUPPORTED:



* This number does not represent non-school aged children, children currently waiting for assessments, and other unidentified children.

