


HOUSING AFFORDABILITY

in New Westminster


Single **detached HOUSE**
median sale price

 **\$836,500**
Qualifying yearly household
income to buy a house
\$172,354


3+bedroom TOWNHOUSE
median sale price

\$508,000 = 
Qualifying yearly household pretax
income to buy a home **\$108,751**

3+bedroom CONDOMINIUM
median sale price

 **= \$436,000**
Qualifying yearly household
pretax income to buy
a home **\$96,950**

Average
monthly rent for a
3 bedroom UNIT

 **= \$1,300**
Qualifying yearly
pretax household income
to rent a unit **\$52,000**

Having this group to attend has given me support in parenting and the day to day living. I feel positive and uplifted coming to this program.

Involve families in the design of neighbourhood. If a neighbourhood is good for children, then it is good for everyone.

ACKNOWLEDGEMENTS

This brochure was produced by the Kids New West Child Development Committee, with the support of the United Way of the Lower Mainland.



Kids New West also thanks the City of New Westminster for their input on the data and statistics used.

CONTACT

Email us info@kidsnewwest.ca
or visit www.kidsnewwest.ca

REFERENCES AND SOURCES

Statistics and data used in this brochure have been taken from a number of sources including:

- 2011 Census
- 2013 Taxfiler data
- 2015 Real Estate Information from the Greater Vancouver Real Estate Board
- BC Ministry of Education
- Human Early Learning Partnership (UBC)

Last Revision December 2015

©Kids New West Child Development Committee



New Westminster at a **GLANCE**

Between income levels, cost of housing, and cost and availability of child care in our city, many of our 9,700 households with children are experiencing challenges raising their family here.

POPULATION

68,956
(2013 Taxfiler)




Pop. Density


4,496.6  x Km²
(BC Wide = **858.3**  per km²)

17,290

HOUSEHOLDS

 **56.1%**
have **CHILDREN**

Average
single **INCOME**

 **\$38,407**
(BC average = **\$39,415**)

Median
Family **INCOME**

 **\$81,620**
(BC Median = **\$80,920**)

Inside you'll find a snapshot of the state of child development in New Westminster, which will help you understand the importance of advocating for child-friendly policies.

kidsnewwest.ca connect families in New Westminster with other families, community service providers, information, resources, and events. The Kids New West Child Development Committee is comprised of representatives from non-profit organizations and government in the community.

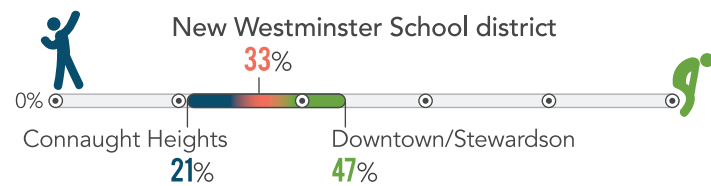
CHILD DEVELOPMENT in New Westminster

The Early Development Instrument, Middle Years Development Instrument, and the Heart-Mind Index are research tools which have gathered data on the development of New Westminster children.

Early Development Instrument

The Early Development Instrument asks New Westminster Kindergarten teachers 104 questions. It is compiled into data waves of 2-3 years. The tool measures vulnerability on five scales: physical health and well-being, social competence, emotional maturity, language and cognitive skills, and communications skills.

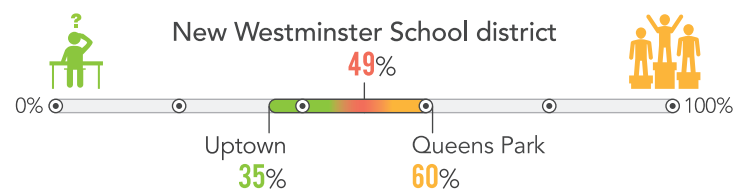
Percentage of Children **VULNERABLE** on One or More Scales



Middle Years Development Instrument

The Middle Years Development Instrument asks grade four and seven students about their experiences inside and outside of school. It measures the percentage of children thriving in five areas of development including: physical health and well-being, connectedness, social and emotional development, school experiences, and after school time.

Percentage of Children **THRIVING**

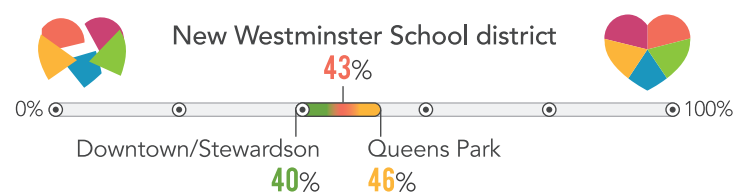


Heart-Mind Index

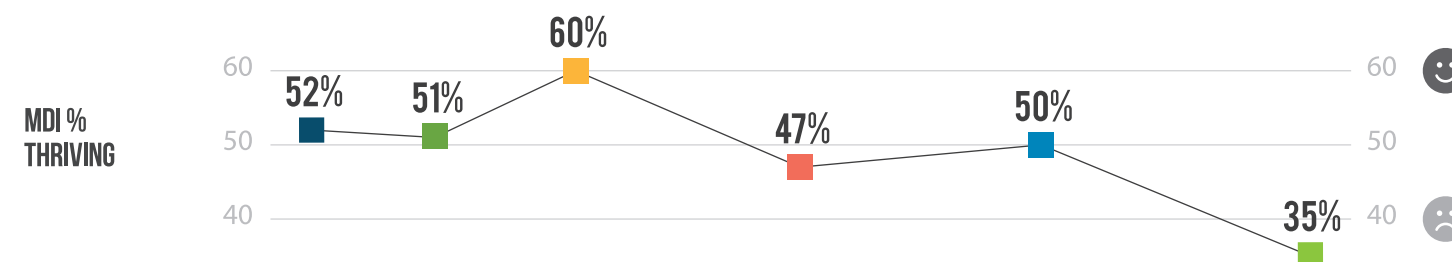
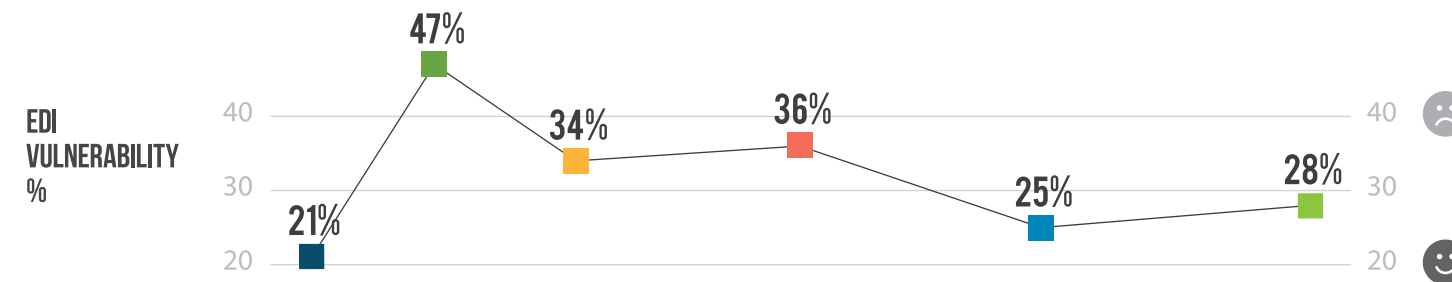
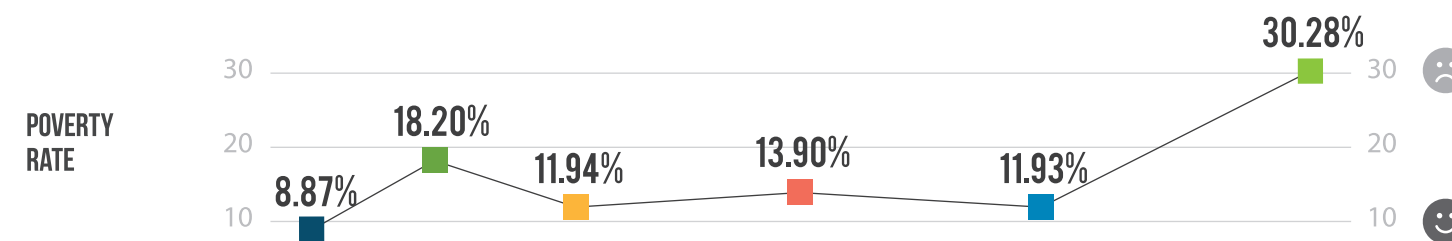
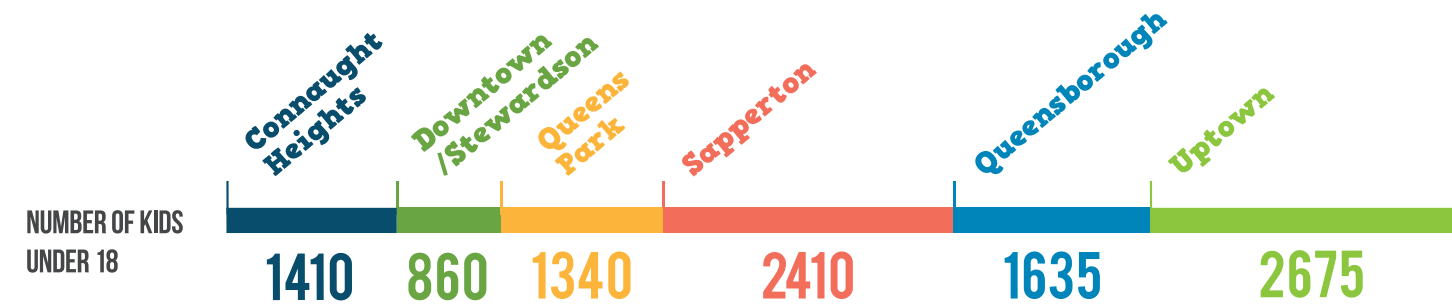
Heart-Mind Index measures a balance between social and emotional skills. It considers five positive human qualities:

- Gets Along Well with Other, • Compassionate and Kind, • Solve Problems Peacefully, • Secure and Calm, and • Alert and Engaged.

Average % of Children that Scored High on **ALL 5 MEASURES**



Child Development by Neighborhood



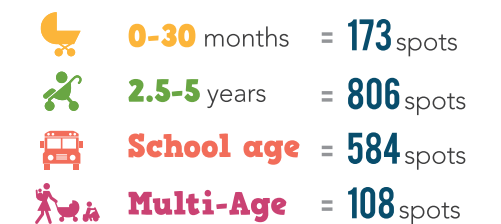
CHILD POVERTY RATES in New Westminster

The Low Income Measure is an internationally used measure that states a household income is low if its income is less than half of the median income of all households in an area.



CHILDCARE AFFORDABILITY in New Westminster

Approximate total number of spaces per age group



Our city is the 3rd most expensive municipality in the region for infant group childcare. Average cost is \$1140 /month for infant or \$812/month for 3-5 year old group childcare

Only **12.5%** of **Childcare** operators offer **extended hours** (evenings & weekends)



47% of parents indicated finding childcare **DIFFICULT** or **VERY DIFFICULT**



In the 2014/2015 school year, the district supported:



* This number does not represent non-school aged children, children currently waiting for assessments, and other unidentified children.